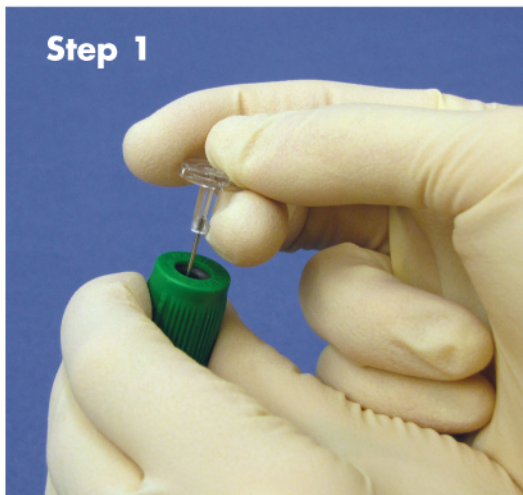


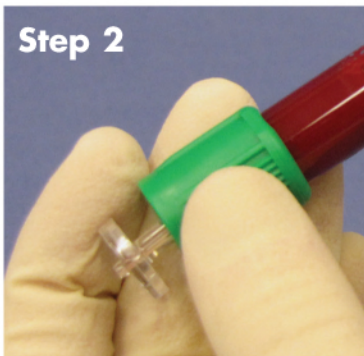
# C-Pette™

Step 1

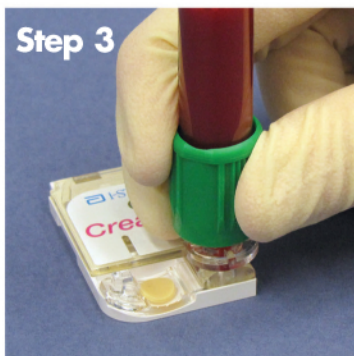


*The C-Pette™ makes delivering sample into test cards and point of care cassettes simple and efficient. Since you don't have to open the primary sample tube any risk of exposure to bio-hazards is reduced. C-Pette™ is ideal for use with many point of care analyzers such as the Abbott® i-Stat®. You can use the C-Pette™ with any analyzer that requires the delivery of a sample to a test cartridge.*

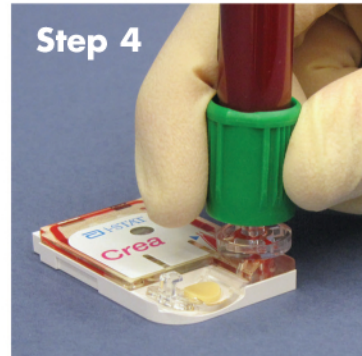
Step 2



Step 3



Step 4



## Using C-Pette

**Step 1:** Grasp the primary blood collection tube by the plastic skirt covering the rubber stopper and insert the metal cannula thru the stopper.

**Step 2:** Re-suspend cells just prior to dispensing by holding the tube by the plastic skirt and inverting gently as needed.

**Step 3:** Place the C-Pette dropper tip into the cassette loading port.

**Step 4:** Push down and release to completely fill cassette reservoir. If a larger sample volume is required, repeat push and release of tube.

**Cat. No.**

7630-500-000

**Item**

C-Pette for Cartridges, 5 boxes of 100

7630-540-000

C-Pette for Cartridges, 1 box of 100

i-STAT is a registered trademark of the Abbott Group of Companies

**labcon**  
NORTH AMERICA

©Copyright 2011  
Patents Pending

**Labcon North America**  
[www.labcon.com](http://www.labcon.com)  
800-227-1466  
Made in U.S.A.